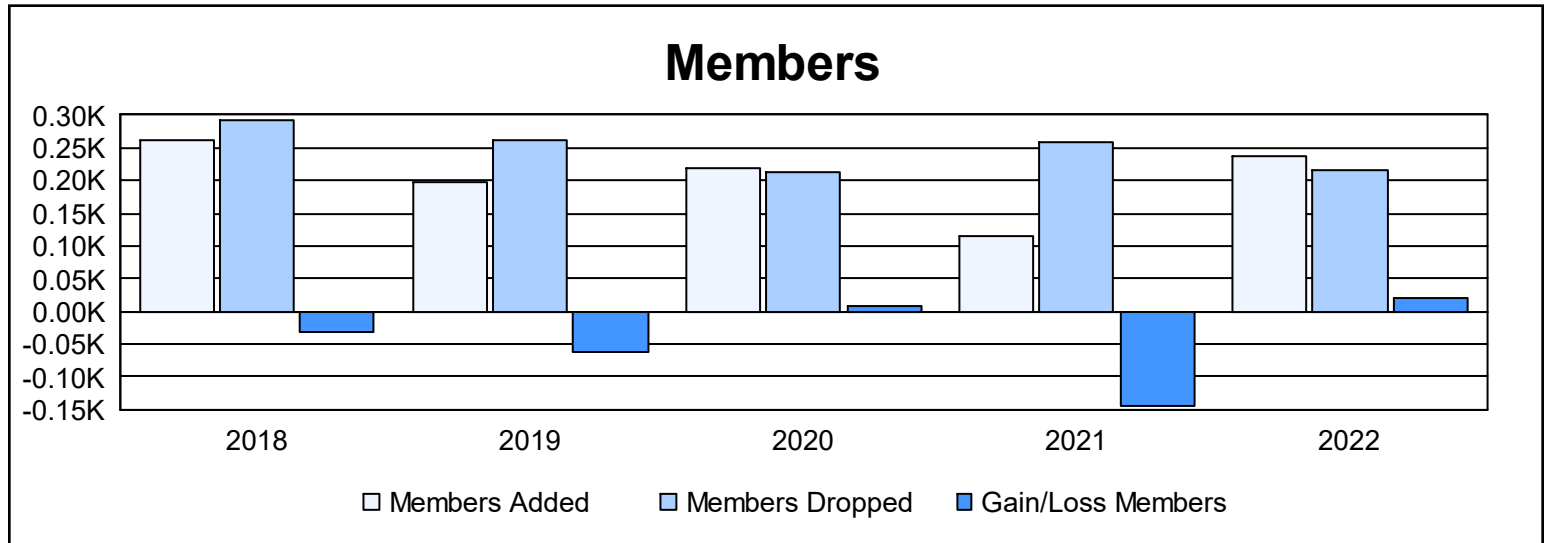
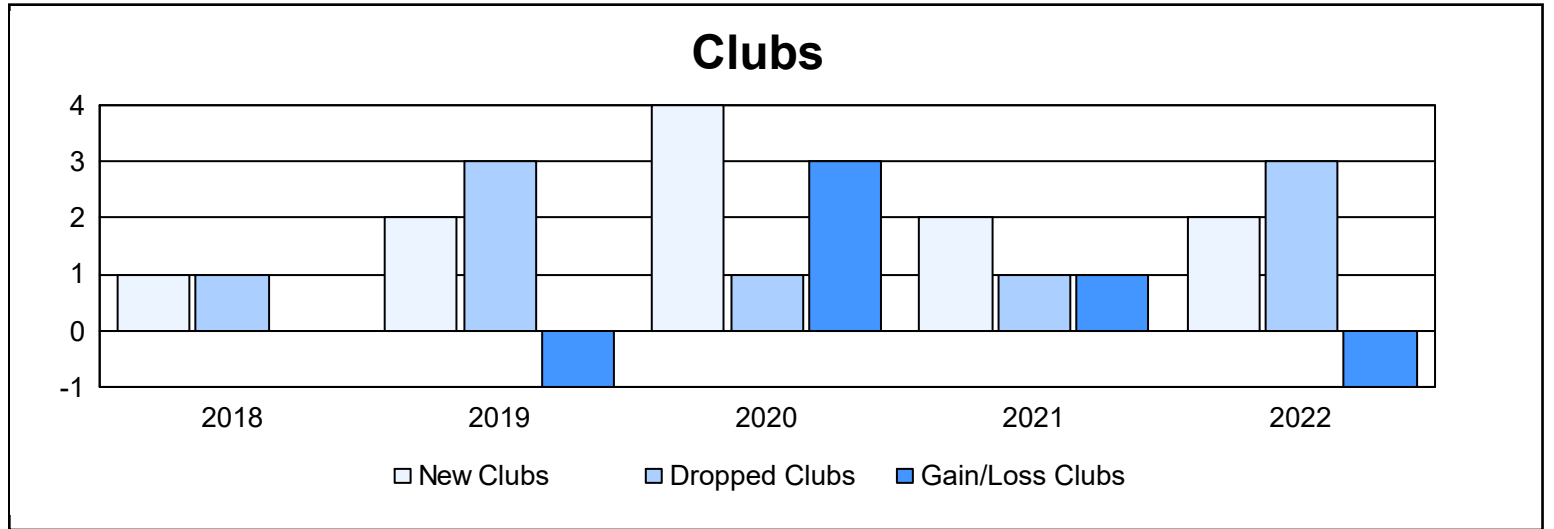
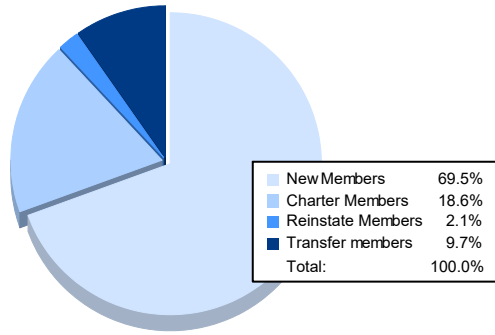


Year	New Clubs	Dropped Clubs	Gain/ Loss Clubs	New Members	Charter Members	Reinstate Members	Transfer Members	Total Member Added	Total Members Dropped	Gain/ Loss Members
2017-2018	1	1	0	204	20	6	31	261	291	-30
2018-2019	2	3	-1	143	42	4	10	199	262	-63
2019-2020	4	1	3	104	98	2	16	220	212	8
2020-2021	2	1	1	60	45	4	7	116	259	-143
2021-2022	2	3	-1	164	44	5	23	236	217	19
<b>Average</b>	<b>2</b>	<b>2</b>	<b>0</b>	<b>135</b>	<b>50</b>	<b>4</b>	<b>17</b>	<b>206</b>	<b>248</b>	<b>-42</b>



### Membership Composition June 2022 Cumulative



### Gender Composition June 2022 Cumulative

